



**THE STEP-BY-STEP
GUIDE TO OBTAIN IQO
CERTIFICATION AND
MAKE YOUR EVOO
AN IQONIC EVOO**



**THE STEP-BY-STEP
GUIDE TO OBTAIN IQO
CERTIFICATION AND
MAKE YOUR EVOO
AN IQONIC EVOO.**

1

SIGN UP ON THE IQO PORTAL

2

3

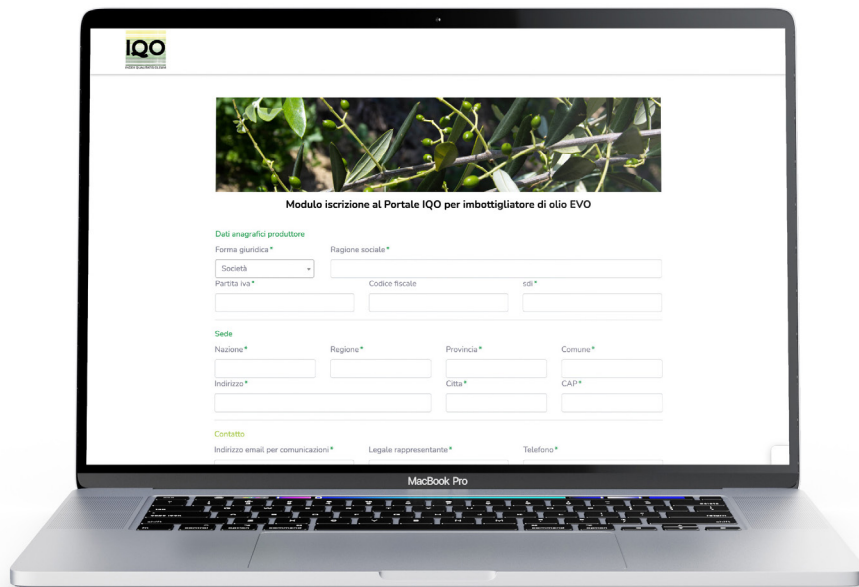
4

5

A

B

C



Signing up on the IQO Portal is the first step of the certification process. You will receive your **USERNAME** and **PASSWORD** to use for online operations. All certification procedures are carried out by accessing your business profile on the **IQO Portal**.




Sign up
on the IQO
portal



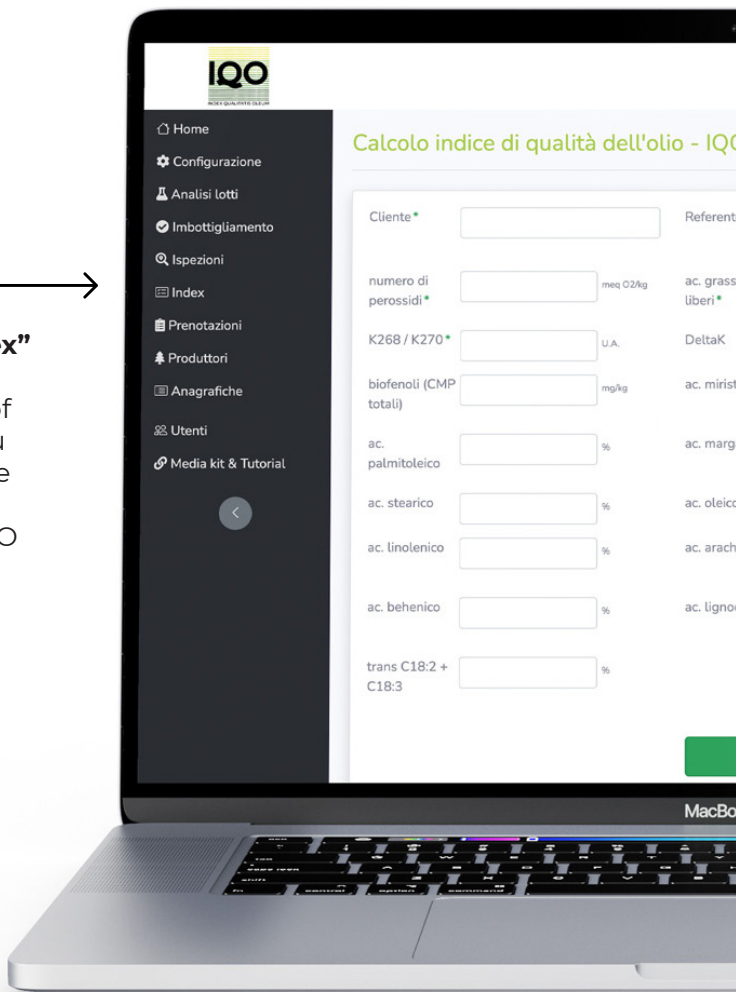
GET A QUOTE INDEX



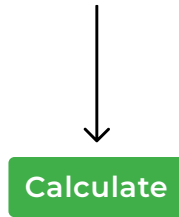
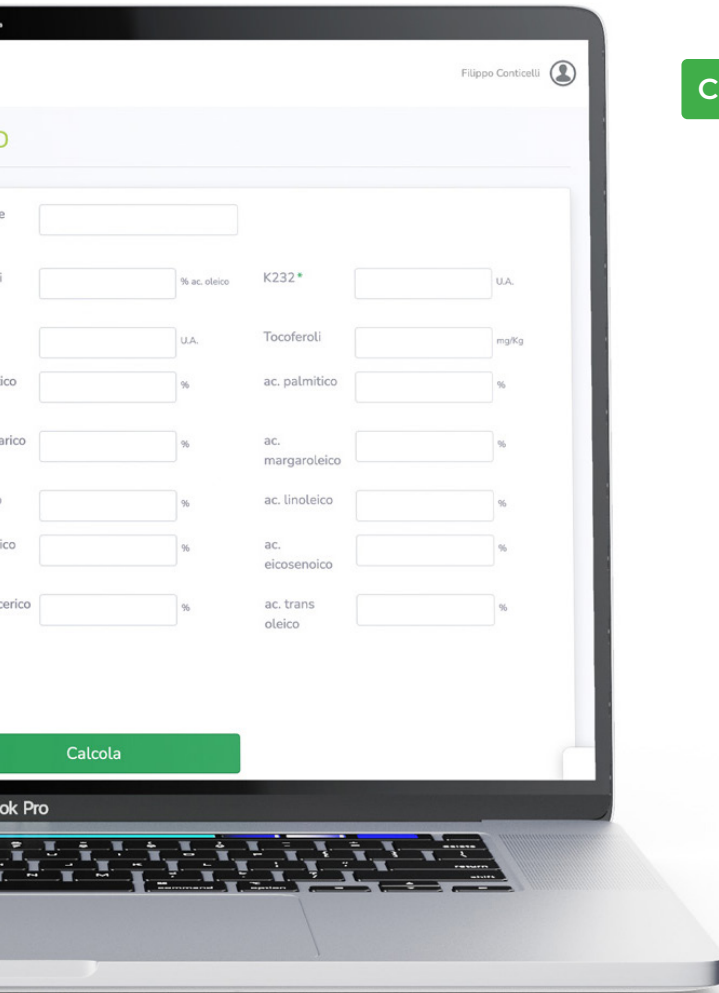
Enter the
IQO world



Through the **“Index”** tool, available in the tools column of the IQO Portal, you can freely calculate the suitability of your EVO oil for IQO



After logging in, click on INDEX and fill in the fields of the form that appears. The system only requires a few mandatory fields, while the others will be simulated. Enter whole numbers without commas, then click CALCULATE. If the average score is at least 75 out of 100, the EVO oil shows good potential for IQO certification.



1

2

3

4

5

A




B

C



REQUEST ANALYSIS FOR ONE OR MORE BATCHES

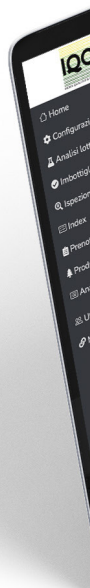
Using the “Batch Analysis” tool, available in the tools column of the IQO Portal, you can request IQO chemical analyses for one or more of your EVO oil batches.

Using the  **Batch Analysis** tool, available in the tools column of the IQO Portal, you can request IQO chemical analyses for one or more of your EVO oil batches. After logging in, click on  **Batch Analysis** and then click on  **+ Request new analysis** .

The portal will then ask you to specify the harvest year of the candidate batch, the liters it contains (the batch must consist of EVO oil stored in a single container), and finally confirm the address of the warehouse where the samples will be collected.

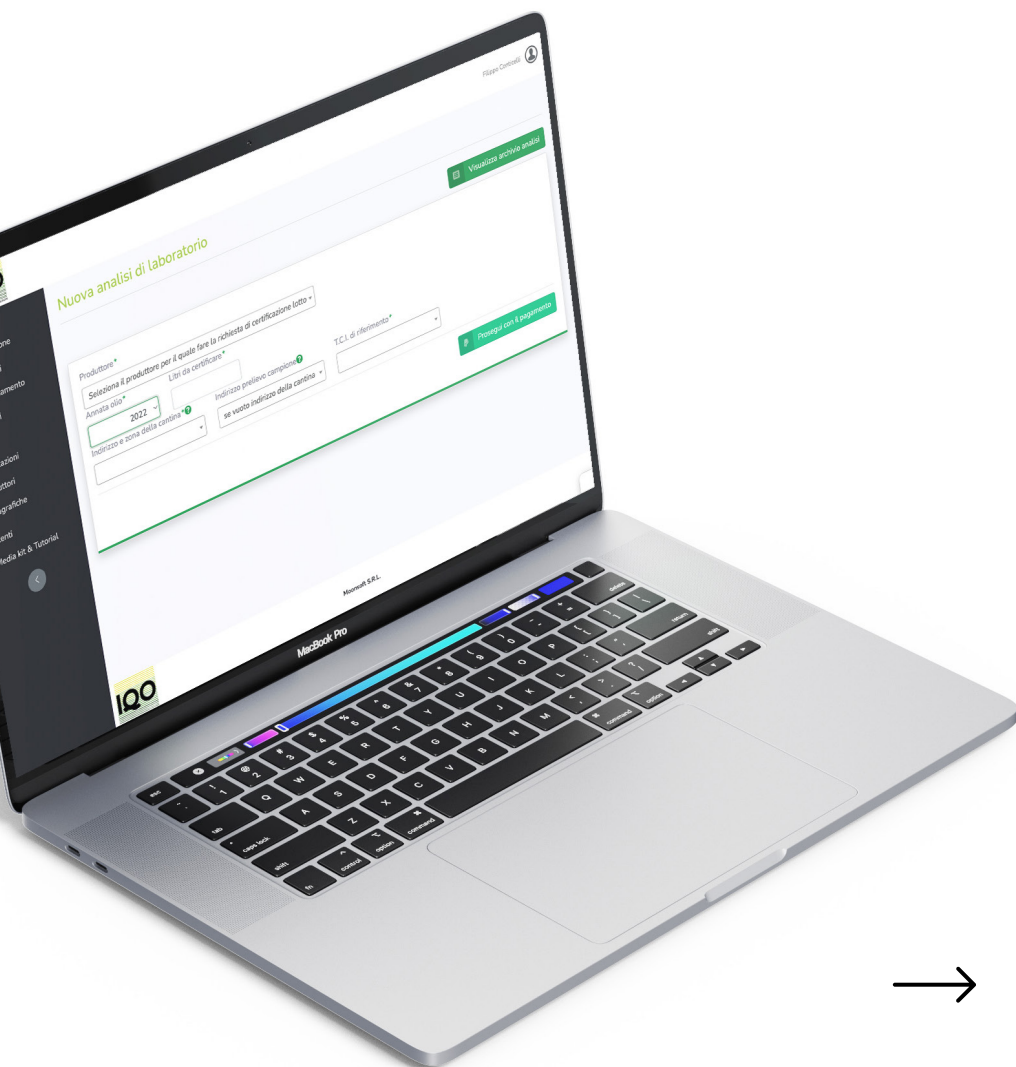
Finally,  **+ Proceed with payment** .

Collection is always at your location and included in the price. The signed analytical report is accredited and will remain your property, usable universally.



PREPARATION OF SAMPLES FOR COLLECTION

Prepare 1 sample of at least 500 ml and 4 samples of at least 250 ml each. Label all samples with the barcode provided by the IQO Portal, and we will come to your company to collect them shortly!



1

2

3

4

5

A

B

C

CHOOSE YOUR SUBSCRIPTION PLAN



Discover the
subscription

After obtaining IQO certification for one or more of your bulk EVO oil batches, you can proceed to **choose the subscription plan that best suits your business needs.**

RAMO

499€
Ogni anno

Fino a 500 bollini IQO annui.

- Fino a 500 bollini IQO all'anno
- 4 sessioni di imbottigliamento per i bollini IQO inclusi
- Inserimento prodotti nel catalogo IQO
- Tutti i costi accessori sono inclusi

OLIVA

899€
Ogni anno

Fino a 2.500 bollini IQO annui.

- Fino a 2.500 bollini IQO all'anno
- 8 sessioni di imbottigliamento per i bollini IQO inclusi
- Inserimento prodotti nel catalogo IQO
- Tutti i costi accessori sono inclusi

CUSTOM

Each plan **includes all the described services** at no additional cost, with no extra fees and no hassle.

ARBUSTO

1.299€
Ogni anno

Fino a 5.000 bollini IQO annui.

- Fino a 5.000 bollini IQO all'anno
- 12 sessioni di imbottigliamento per i bollini IQO inclusi
- Inserimento prodotti nel catalogo IQO
- Tutti i costi accessori sono inclusi

RAMO

1.699€
Ogni anno

Fino a 10.000 bollini IQO annui.

- Fino a 10.000 bollini IQO all'anno
- 20 sessioni di imbottigliamento per i bollini IQO inclusi
- Inserimento prodotti nel catalogo IQO
- Tutti i costi accessori sono inclusi

SU PREVENTIVO

per esigenze superiori ai 10.000 bollini annui

1

2

3

4

5

A

B

C


BOTTLE AND SELL YOUR IQONIC EVOO

Start a new bottling session and order the necessary IQO labels

Using the “Bottling” tool, available in the tools column of the IQO Portal, you can bottle EVO oil from one or more of your batches authorized for the IQO brand.

After logging in, click on  **Bottle** and then click on .

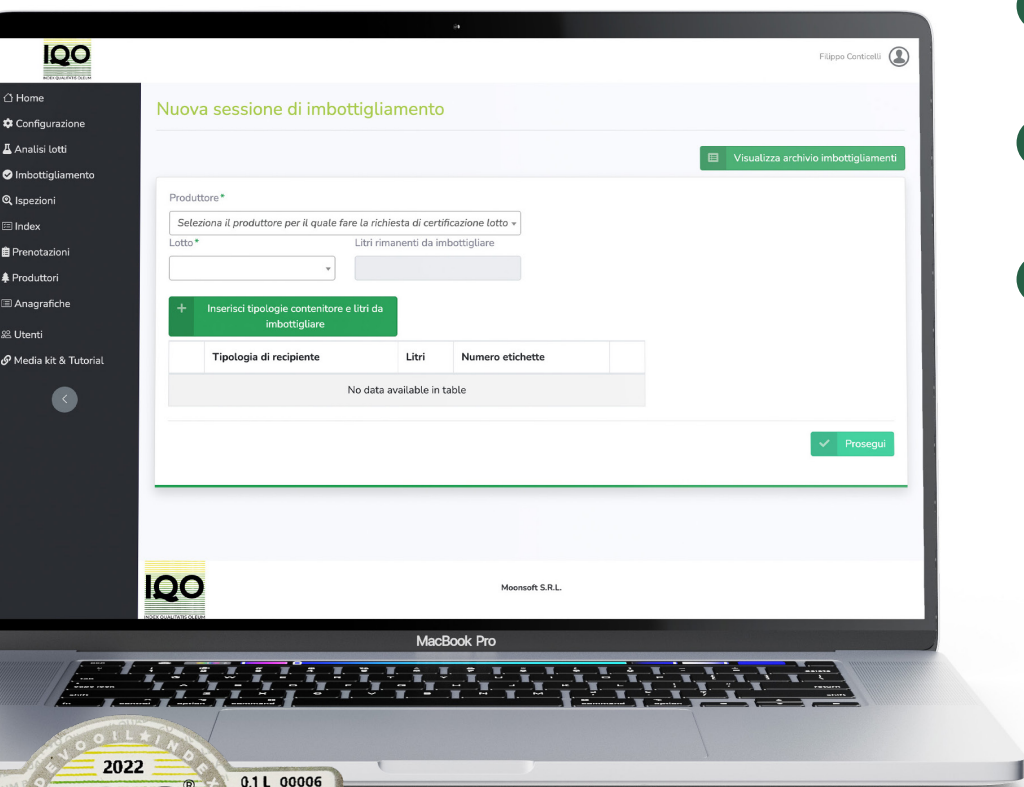
The portal will then ask you to specify the batch number from which you intend to bottle the authorized IQO EVO oil and the number of bottles/containers you plan to use, along with their capacities.

After entering the required information, click  **Continue**. IQO will proceed with printing and shipping the labels needed for that specific bottling session.

You will receive them at home within 24 to 48 hours. This service is included in the subscription.



You can repeat this process as often as you wish, within the limits of certified liters, IQO labels, and bottling sessions included in your subscription plan.





- 1
- 2
- 3
- 4
- 5
- A
- B
- C

Proceed with bottling and labeling with the IQO brand

Once you have received the IQO labels, proceed with bottling and applying the IQO branded adhesive labels.

The number of bottles/containers and their capacities must exactly match those described on the IQO Portal when opening the bottling session.

Then, log back into your business profile on the IQO Portal, click on , and locate the relevant bottling session in the table presented.

Click on the  to open the page with the details of the session to complete.

Check that all the information is correct and click  **Complete bottle**.



The portal will ask if any bottles/containers were broken or if, for any reason, you were unable to use one or more of the received adhesive labels. If so, you will need to photograph the damaged and/or unused labels.

The IQO Portal will then notify you on your dashboard and via email if the bottled batch has been selected for an IQO uniformity check. If it has not been selected, the process is complete congratulations! If it is selected, there is one last step:



1

2

3

4

5

A

B

C

RANDOM SELECTION FOR IQO UNIFORMITY CHECK

Each IQO sticker has a unique IQO identification number that tracks the individual package. This ensures that the consumer can access the **complete history of the bottle.**

If your bottling session is randomly selected by our system for an IQO uniformity check, you only need to prepare a package with the bottle corresponding to the number drawn by the IQO Portal (represented by the number in the green circle in the relevant image). Once the package with the selected bottle is prepared and labeled as instructed, log in to the IQO Portal and indicate that the bottle is ready for pickup. We will come to collect it from your company. All costs, including logistics and analysis, are covered by your subscription.

The selected batch can still be marketed immediately. Once the IQO uniformity analyses are completed, you will be notified of the results via email and through the IQO Portal.



1

2

3

4

5

A

B

C



www.iqo.it
info@iqo.it

